

StellarCAT

STRONGER • LIGHTER • SAFER

ALL 25-3

MEET THE STELLARCAT AL25-3





**STELLARCAT
ALL-METAL
POWER CATAMARANS**

Lighter Stronger Safer
Faster Further

Superior Safety
Superior Strength
Superior Performance

... Superior Quality

Exceptional yachts built
with superior materials

Manufactured with the
highest marine grade
aluminium available

Metal Reigns Supreme

The preferred choice of
professionals the
world over.

ENCLOSED UPPER DECK

A fully enclosed wheelhouse and aft upper open skylounge with 360 degree views, fresh air (or aircon), and a superior vantage point in superlative comfort.

Or an Owner's Master Suite with a fully private deck. Just the two of you to appreciate one of the absolute finer things in life.







TRIPLEX LIVING

Big Living Spaces
throughout and plenty
of them.

The main deck with the
gargantuan saloon, full
beam aft deck, and forward
hot tub and lounging area.

The upper deck with the
enclosed wheelhouse and
open lounge.

And the flybridge with the
ultimate viewpoint both in
the marina and at sea.





SWIM PLATFORM

MAXIMISING SEA PLEASURE AND CONVENIENCE

AL25-3's on-water aft deck is an area to behold. Enjoy the sea with the multi-function hydraulic transformer platform:

A tender platform for a 4m (13ft) RIB, the extension that makes the one-level huge full beam transom deck, or the flexi-level swim platform.

Fun, convenience and flexible functionality at the touch of a button.



Ste

STEP INSIDE



SUMPTUOUS AND LAVISH

Northern European superyacht interior quality is an essential element of the AL25-3. And every StellarCAT.

Flooded with natural light with an incredible volume, the AL25-3's interior can be elegant, stylish and modern or traditional, rich and more classic.

Materials, fabrics, furnishings and flooring sustainably sourced where we can.



CHOICE OF INTERIORS



AL25-3S



AL25-3P



AL25-3M

INTERNAL ARRANGEMENTS

The AL25-3 offers a choice of three standard internal arrangements providing layouts for a variety of family sizes and yacht usage :

AL25-3S with a single Master Stateroom on the main deck

AL25-3P with two VIPs on the main deck

AL25-3M maximising the lower deck berth capacity with the galley on the main deck





THREE LOWER GUEST CABINS



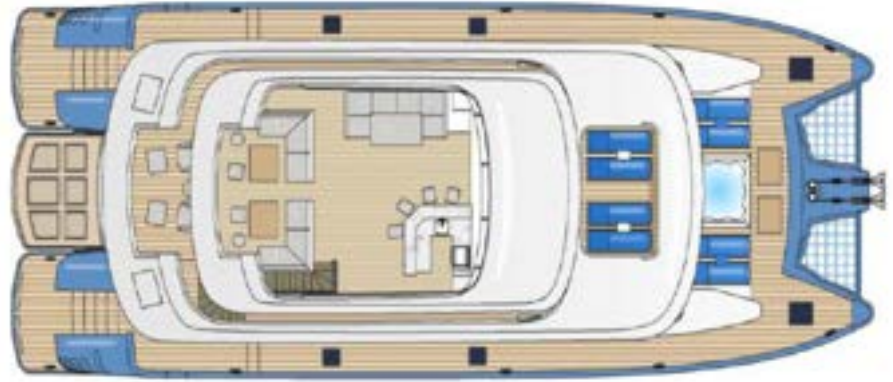
FOUR LOWER GUEST CABINS



TWO LOWER GUEST CABINS



FLYBRIDGE LAYOUT 1



FLYBRIDGE LAYOUT 2



UPPER DECK LAYOUT 1



UPPER DECK LAYOUT 2



THE ACCOMMODATION



PRIME REAL ESTATE FOR ACCOMMODATION

It's your yacht. You want the best. You've earned it and you deserve it.

You and your guests want the premium positions. On-deck forward full beam master suites or half beam duplex VIP suites. That view forward is one you could be waking up to.

Or go higher and have the master on the upper deck with its own private veranda.







OPEN SKYLOUNGE

An open skylounge with both seating and bar seating areas fully opening with wide panel glass doors and blending in harmoniously with a large deck seating area aft.

The best of both indoor or outdoor worlds whilst being able to savour the aft views equally as well from either.

An option for the deck to be slightly lengthened is offered if an owner wanted a master suite with its own private deck.

THE BRIDGE



UPPER DECK BRIDGE

A fully equipped wheelhouse with unobstructed all-round views would inspire confidence in the most discerning of Captains.

The AL25-3 offers a truly integrated and automated bridge with Garmin radars, sonar, chartplotter, displays, autopilot and AIS coupled to SOLAS compliant fire monitoring systems, central and main power monitoring and safety systems.





SAFETY, STABILITY AND COMFORT

Designed and tested for safety, stability, comfort at sea, fuel economy, and seaworthiness. The AL25-3 offers propulsion options giving maximum speeds from 19 knots to 24 knots and cruise ranges from 1700 nm (with the power upgrade configuration) to 2700 nm.

An option is offered for increased fuel capacity if a longer range is required.

AL25-3 BRIEF SPECIFICATION

MAIN CHARACTERISTICS All Aluminium Construction

LOA	25.12m (82ft 5")
Beam	11.61m (38ft 1")
Draft	1.48m (4ft 10")
Fuel	19680 lts (5200 US gal)
Water	4540 lts (1200 US gal)

PERFORMANCE

Maximum Speeds:

Base Power: 2 x IPS1050-
19 kts

Power upgrade: 4 x IPS800-
24 kts

Range:

Base Power: 2 x IPS1050-
2400 nm

Power upgrade: 4 x IPS800-
1700 nm

INTERNAL ARRANGEMENT

Four, Five and Six Guest
Stateroom Layouts

Upper Deck Master
Arrangement Optional



StellarCAT




**DESIGNED AND
ENGINEERED FOR
COMFORT
RELIABILITY AND
EFFICIENCY**

StellarCAT power catamarans are all about capability, safety, and efficiency.

We couldn't put it better than one of the industry's universally most well-respected legends, "Mr Explorer Yacht" John DeCaro:

"A stunning catamaran! The engine room is far better than anything I have seen in a cat and the use of space is outstanding."

Strong hulls, big fuel capacity, long range, good cruise speed, redundant systems, storage aplenty, and much much more.





StellarCAT

STELLARCAT CLASS BEATING BUILD QUALITY

StellarCATS are constructed in high-grade marine aluminium by the expert StellarPM boatbuilding team with its proprietary ProjectPerfect™ build and quality standards and nearly quarter century history.

Offering class-beating, no-compromise seaworthiness the StellarCAT ethos is summed up in five words:

Lighter, Stronger, Safer, Faster, Further

With exceptional levels of interior comfort.

Ownership with the reassurance of the StellarCARE warranty and peace of mind package designed for product reliability, brand reputation, residual value, and repeat custom.

US: **954 233 1492**

Europe, UK & ROW: **+44 (0)1737 218217**

WhatsApp/Mobile: **+44 (0)7866 451840**

info@stellarcats.global

www.stellarcats.global